

10 May 2016  
Private and confidential

# Undertaking to the Australian Energy Regulator

---

Given for the purposes of section 59A of the  
National Electricity (NSW) Law by Endeavour  
Energy (ABN 59 253 130 878), a New South Wales  
State Owned Corporation incorporated under the  
*Energy Services Corporations Act 1995* (NSW)

## 1 Person giving this Undertaking

---

The Undertaking is given to the Australian Energy Regulator (**AER**) by Endeavour Energy (ABN 59 253 130 878), a New South Wales State Owned Corporation incorporated under the Energy Services Corporations Act 1995 (NSW), of 51 Huntingwood Drive, Huntingwood NSW 2148 (**Endeavour Energy**) for the purposes of section 59A of the NEL.

## 2 Background

---

- 2.1 Endeavour Energy is:
- (a) a 'Registered Participant' within the National Electricity Market; and
  - (b) a 'Distribution Network Service Provider' that engages in the activity of operating a distribution system in New South Wales.
- 2.2 As a Distribution Network Service Provider, the revenue and pricing of Endeavour Energy is regulated by Chapters 6 and 6B of the NEL.
- 2.3 The AER is responsible for the economic regulation of Endeavour Energy under section 15(1)(f) of the NEL and is given obligations in relation to the making of distribution determinations and the approval of pricing proposals under Chapter 6 of NEL. Endeavour Energy must comply with the distribution determination that applies to the electricity network services it supplies under section 14B of the NEL.
- 2.4 The AER made a distribution determination in April 2015 that applies to Endeavour Energy until 30 June 2019 (**2015 Determination**). The 2015 Determination is a 'reviewable regulatory decision' under section 71A of the NEL. Endeavour Energy and other third parties applied to the Tribunal for a review of the 2015 Determination under section 71B of the NEL. On 26 February 2016, the Tribunal delivered a judgment in this application (**Decision**). The Decision set aside the 2015 Determination and remitted it to the AER under section 71P of the NEL.
- 2.5 The effect of setting aside the 2015 Determination on pricing by Endeavour Energy is uncertain. Endeavour Energy is required by clause 6.18.2 of the NEL to submit a pricing proposal to the AER for approval each year. The pricing proposal must demonstrate compliance with any applicable distribution determination under clause 6.18.2(b)(7) of the NEL. Endeavour Energy is required to provide direct control services in accordance with the price of those services under the approved pricing proposal under clause 6.1.3 of the NEL and to provide a statement of network charges calculated in accordance with the NEL and Endeavour Energy's distribution determination to each retailer under clauses 6B.A2.3 and 6B.A2.4.
- 2.6 The setting aside of the 2015 Determination also creates uncertainty as to whether the 2015 Determination applies to other non-price matters.
- 2.7 Rule 6.11.3(b) provides for the previous distribution determination and pricing to continue where there is an 'intervening period' between the end of one regulatory control period and the commencement of a new distribution determination providing for the next regulatory control period. However, it is unclear whether this provision properly applies in circumstances where the 2015 Determination has been set aside.
- 2.8 This uncertainty may result in Endeavour Energy breaching its obligations under the NEL and NEL to comply with its distribution determination and to set prices in accordance with

the NEL and its distribution determination. The AER may commence proceedings for this potential breach under section 61 of the NEL.

- 2.9 Accordingly, Endeavour Energy gives this Undertaking to set prices for Direct Control Services and provide services in accordance with its terms. The AER acknowledges that this Undertaking is given in response to concerns about the uncertainty associated with, and the risk of breach of, Endeavour Energy's obligations in relation to pricing and compliance under the NEL and NER and that its acceptance by the AER will facilitate transparency and stability in network charges in the regulatory year ending 30 June 2017.

The AER accepts this Undertaking, and Endeavour Energy's compliance with it, as discharging Endeavour Energy's obligations in relation to:

- (a) pricing and network charges; and
- (b) compliance with the matters set out in Schedule 2, under the NEL and NER for the Term of the Undertaking.

### 3 Commencement

---

- 3.1 This Undertaking comes into effect when:
- (a) this Undertaking is executed by Endeavour Energy; and
  - (b) the AER accepts the Undertaking so executed,  
**(Commencement Date)**.
- 3.2 On and from the Commencement Date, Endeavour Energy undertakes to assume the obligations in clause 5.

### 4 Expiry

---

- 4.1 Subject to clauses 4.2 and 4.3, this Undertaking expires on 30 June 2017 **(Expiry Date)**.
- 4.2 Endeavour Energy may withdraw or vary this Undertaking at any time, but this Undertaking will be taken to be withdrawn or varied on the date on which the AER consents to such withdrawal or variation in accordance with section 59A of the NEL.
- 4.3 The AER may revoke its acceptance of this Undertaking if the AER becomes aware that any information provided to it was incorrect, inaccurate or misleading.
- 4.4 The AER may, at any time, expressly waive in writing any of the obligations contained in this Undertaking or amend the date by which any such obligation is to be satisfied.

### 5 Undertaking

---

Endeavour Energy undertakes for the purposes of section 59A of the NEL that for the regulatory year ending 30 June 2017:

- (a) Endeavour Energy's tariffs for each tariff class for Direct Control Services will be as set out in Schedule 1 **(Network Charges)**;

- (b) Endeavour Energy will charge the Network Charges for Direct Control Services to retailers and customers (where direct billing has been agreed under clause 6B.A2.2 of the NER) in accordance with the NER;
- (c) Endeavour Energy will comply with the 2015 Determination in relation to the matters specified in Schedule 2;
- (d) Endeavour Energy will publish this Undertaking on its website within five business days of the Commencement Date; and
- (e) Endeavour Energy will notify the AER in writing within seven days of any failure to charge the Network Charges in accordance with this Undertaking.

## 6 Acknowledgement

---

Endeavour Energy and the AER acknowledge and agree that:

- (a) the Network Charges replace any charges payable to Endeavour Energy under any previously approved pricing proposal; and
- (b) the process for approving a pricing proposal for the regulatory year ending on 30 June 2017 as set out in rule 6.18 of the NER does not apply to Endeavour Energy.

## 7 No derogation

---

This Undertaking does not prevent the AER from taking enforcement action at any time whether during or after the Term in respect of any breach by Endeavour Energy of any term of this Undertaking.

## 8 Costs

---

Endeavour Energy must pay all of its own costs in relation to this Undertaking.

## 9 Notices

---

9.1 Any notice or communication to the AER pursuant to this Undertaking must be sent to:

Name: CEO  
Address: GPO Box 520  
Melbourne VIC 3001

9.2 Any notice or communication to Endeavour Energy pursuant to this Undertaking must be sent to:

Name: Company Secretary  
Address: PO Box 811  
Seven Hills NSW 1730

9.3 Notices are taken to be received three Business Days after posting (or seven Business Days after posting if sent to or from a place outside Australia).

9.4 Endeavour Energy must notify the AER of a change to its contact details within three Business Days.

9.5 The AER must notify Endeavour Energy of a change to its contact details within three Business Days.

9.6 Any notice or communication will be sent to the most recently advised contact details and subject to clause 9.3, will be taken to be received.

## 10 Definitions and interpretation

---

### 10.1 Definitions

The meanings of the terms used in this Undertaking are set out below.

<b>Term</b>	<b>Meaning</b>
<b>2015 Determination</b>	has the meaning given to that term in clause 2.4.
<b>AER</b>	has the meaning given to that term in clause 1.
<b>Business Day</b>	has the meaning given to that term in the NER.
<b>Commencement Date</b>	has the meaning given to that term in clause 3.1.
<b>Decision</b>	has the meaning given to that term in clause 2.4.
<b>Direct Control Services</b>	has the meaning given to that term in the NER.
<b>Endeavour Energy</b>	has the meaning given to that term in clause 1.
<b>Expiry Date</b>	has the meaning given to that term in clause 4.1.

<b>Term</b>	<b>Meaning</b>
<b>NEL</b>	means the National Electricity Law set out in the Schedule to the <i>National Electricity (South Australia) Act 1996</i> of South Australia, as in force for the time being which, pursuant to section 6 of the <i>National Electricity Act (New South Wales) 1997</i> :  (a) applies as a law of New South Wales, and  (b) as so applying, may be referred to as the National Electricity (NSW) Law .
<b>NER</b>	means the National Electricity Rules.
<b>Network Charges</b>	has the meaning given to that term in clause 5(a).
<b>Term</b>	means the period commencing on the Commencement Date and ending on the Expiry Date.
<b>Tribunal</b>	means the Australian Competition Tribunal.
<b>Undertaking</b>	this document (including any schedules or annexures to this document) as varied from time to time under section 59A of the NEL.

## 10.2 Interpretation

In the interpretation of this Undertaking, the following provisions apply unless the context otherwise requires:

- (a) a reference to this Undertaking includes all of the provisions of this document including its schedules;
- (b) headings are inserted for convenience only and do not affect the interpretation of this Undertaking;
- (c) if the day on which any act, matter or thing is to be done under this Undertaking is not a Business Day, the act, matter or thing must be done on the next Business Day;
- (d) a reference in this Undertaking to any law, legislation or legislative provision includes any statutory modification, amendment or re-enactment, and any subordinate legislation or regulations issued under that legislation or legislative provision;
- (e) a reference in this Undertaking to any company includes a company over which that company is in a position to exercise control within the meaning of section 50AA of the Corporations Act;
- (f) a reference in this Undertaking to any agreement or document is to that agreement or document as amended, novated, supplemented or replaced;

- (g) a reference to a clause, part, schedule or attachment is a reference to a clause, part, schedule or attachment of or to this Undertaking;
- (h) an expression importing a natural person includes any company, trust, partnership, joint venture, association, body corporate or governmental agency;
- (i) where a word or phrase is given a defined meaning, another part of speech or other grammatical form in respect of that word or phrase has a corresponding meaning;
- (j) a word which denotes the singular also denotes the plural, a word which denotes the plural also denotes the singular, and a reference to any gender also denotes the other genders;
- (k) a reference to the words 'such as', 'including', 'particularly' and similar expressions is to be construed without limitation;
- (l) a construction that would promote the purpose or object underlying this Undertaking (whether expressly stated or not) will be preferred to a construction that would not promote that purpose or object;
- (m) a reference to:
  - (1) a thing (including, but not limited to, a chose in action or other right) includes a part of that thing;
  - (2) a party includes its successors and permitted assigns; and
  - (3) a monetary amount is in Australian dollars.

## Schedule 1

### Network charges for the regulatory year ending 30 June 2017

---

#### **Part A – Standard Control Services**

The Network Use of System (NUOS) Tariffs to be applied in the regulatory year ending 30 June 2017 are set out in the NUOS pricing schedule below, being the tariffs set out in the approved Endeavour Energy Distribution 2015/16 Network Pricing Proposal, adjusted to include an amount for changes in the consumer price index in the 2015/16 financial year (calculated consistent with the formula set out in Attachment 14 of the 2015 Determination - Figure 14.1) being 1.51%.



**Proposed Network Tariffs for year 2016/17 (excluding GST)**

Network Tariff		2016/17	2016/17				2016/17				2016/17			
Code	Name	Fixed charge (\$/year)	Single and TOU consumption charges (c/kWh)				Step consumption charges (c/kWh)				Demand charges (\$/kVA/mth)			
			Non-TOU	Peak	Shoulder	Off-peak	Step 1	Step 2	Step 3	Step 4	Non-TOU	Peak	Shoulder	Off-peak
<b>LV Energy Tariff Class</b>														
N70	Residential IBT	121.1070					9.8679	9.2693	8.1621					
N705	Residential Type 5 meter	184.2155		13.8132	9.1451	4.6754								
N706	Residential Type 6 meter	184.2155		13.8132	9.1451	4.6754								
N50	Control load 1	10.0010	0.5937											
N54	Control load 2	10.0010	2.7147											
NC1	Res/CL1	131.1445	0.5937				9.8679	9.2693	8.1621					
NC2	Res/CL2	131.1445	2.7147				9.8679	9.2693	8.1621					
N90	GS Non TOU - IBT	173.2655					8.9513	9.8373						
NC3	GS Non TOU/CL1	183.3030	0.5937				8.9513	9.8373						
NC4	GS Non TOU/CL2	183.3030	2.7147				8.9513	9.8373						
N84	GS TOU	285.2840		14.7934	9.7605	4.6742								
N845	GS TOU Type 5 Tariff	285.2840		14.7934	9.7605	4.6742								
<b>LV Demand Tariff Class</b>														
N19	LV TOU Demand	6,836.0850		4.1124	3.0474	1.3178						10.4581	9.7237	
N89	Transitional Tariff	6,836.0850		15.8922	9.1698	1.6174								
<b>HV Demand Tariff Class</b>														
N29	HV TOU Demand	11,312.9560		3.0579	2.5175	1.1008						8.7899	8.1844	
<b>ST Demand Tariff Class</b>														
N39	ST TOU Demand	17,784.9535		2.6332	2.1655	0.9973						6.7050	6.2895	
<b>Inter-Distributor Transfer Tariff Class</b>														
<b>Unmetered Tariff Class</b>														
SL	Streetlighting		8.1038											
TL	Traffic Control Signal Lights		8.9513											
N99	Unmetered Supply						8.9513	8.9513						
NW	Nightwatch		6.0302											

## **Part B – Alternative Control Services**

The prices for alternative control services to be applied in the regulatory year ending 30 June 2017 are set out in the ACS Pricing Schedule below, being prices which have been calculated in accordance with Attachment 16 of the 2015 Determination.

2016-17 Ancillary Network Services Price Listing

Fee Type	Fee Category	Driver	Fee Type	Excluding GST	Including GST
Administration Fee	Subdivision - URD - Underground - Number of lots - 1-5	Per Job	Fee	\$378.41	\$416.25
	Subdivision - URD - Underground - Number of lots - 6-10	Per Job	Fee	\$473.01	\$520.31
	Subdivision - URD - Underground - Number of lots - 11-40	Per Job	Fee	\$662.22	\$728.44
	Subdivision - URD - Underground - Number of lots - 41 +	Per Job	Fee	\$756.82	\$832.50
	Subdivision - Non Urban - Underground - Number of lots - 1-5	Per Job	Fee	\$283.81	\$312.19
	Subdivision - Non Urban - Underground - Number of lots - 6-10	Per Job	Fee	\$378.41	\$416.25
	Subdivision - Non Urban - Underground - Number of lots - 11-40	Per Job	Fee	\$473.01	\$520.31
	Subdivision - Non Urban - Underground - Number of lots - 41 +	Per Job	Fee	\$567.61	\$624.37
	Subdivision - Non Urban - Overhead - Number of poles - 1-5	Per Job	Fee	\$378.41	\$416.25
	Subdivision - Non Urban - Overhead - Number of poles - 6-10	Per Job	Fee	\$473.01	\$520.31
	Subdivision - Non Urban - Overhead - Number of poles - 11 +	Per Job	Fee	\$851.42	\$936.56
	Subdivision - Industrial / Commercial - Per Hour	Per Hour	Quote	\$94.60	\$104.06
	Connection of Load - URD - Per Hour	Per Hour	Quote	\$94.60	\$104.06
	Connection of Load - Industrial / Commercial - Per Hour	Per Hour	Quote	\$94.60	\$104.06
	Connection of Load - Non Urban - Underground - Per Hour	Per Hour	Quote	\$94.60	\$104.06
	Connection of Load - Non Urban - Overhead - Number of poles - 1-5	Per Job	Fee	\$378.41	\$416.25
	Connection of Load - Non Urban - Overhead - Number of poles - 6-10	Per Job	Fee	\$567.61	\$624.37
Connection of Load - Non Urban - Overhead - Number of poles - 11 +	Per Job	Fee	\$756.82	\$832.50	
Asset Relocation - Per Hour	Per Hour	Quote	\$94.60	\$104.06	
Public Lighting - Per Hour	Per Hour	Quote	\$94.60	\$104.06	

Fee Type	Fee Category	Driver	Fee Type	Excluding GST	Including GST
Design Information Fee	Subdivision - URD - Underground - Number of lots - 1-5	Per Job	Fee	\$455.10	\$500.61
	Subdivision - URD - Underground - Number of lots - 6-10	Per Job	Fee	\$606.79	\$667.47
	Subdivision - URD - Underground - Number of lots - 11-40	Per Job	Fee	\$1,061.87	\$1,168.06
	Subdivision - URD - Underground - Number of lots - 41 +	Per Job	Fee	\$1,365.27	\$1,501.80
	Subdivision - Non Urban - Per Hour	Per Hour	Quote	\$151.70	\$166.87
	Subdivision - Industrial / Commercial - Per Hour	Per Hour	Quote	\$151.70	\$166.87
	Connection of Load - Industrial / Commercial - <= 200A/Phase (LV)	Per Hour	Quote	\$151.70	\$166.87
	Connection of Load - Industrial / Commercial - <= 700A/Phase (LV)	Per Hour	Quote	\$151.70	\$166.87
	Connection of Load - Industrial / Commercial - > 700A/Phase (LV)	Per Hour	Quote	\$151.70	\$166.87
	Connection of Load - Industrial / Commercial - HV Customer	Per Hour	Quote	\$151.70	\$166.87
	Connection of Load - Industrial / Commercial - Transmission	Per Hour	Quote	\$151.70	\$166.87
	Connection of Load - Multi-Dwelling - <= 5 units	Per Hour	Quote	\$151.70	\$166.87
	Connection of Load - Multi-Dwelling - <= 20 units	Per Hour	Quote	\$151.70	\$166.87
	Connection of Load - Multi-Dwelling - <= 40 units	Per Hour	Quote	\$151.70	\$166.87
	Connection of Load - Multi-Dwelling - > 40 units	Per Hour	Quote	\$151.70	\$166.87
	Connection of Load - Non Urban - I&C - <= 200A/Phase (LV)	Per Hour	Quote	\$151.70	\$166.87
	Connection of Load - Non Urban - I&C - <= 700A/Phase (LV)	Per Hour	Quote	\$151.70	\$166.87
	Connection of Load - Non Urban - I&C - > 700A/Phase (LV)	Per Hour	Quote	\$151.70	\$166.87
	Connection of Load - Non Urban - I&C - HV Customer	Per Hour	Quote	\$151.70	\$166.87
	Connection of Load - Non Urban - I&C - Transmission	Per Hour	Quote	\$151.70	\$166.87
	Connection of Load - Non Urban - Multi-Dwelling - <= 5 units	Per Hour	Quote	\$151.70	\$166.87
	Connection of Load - Non Urban - Multi-Dwelling - <= 20 units	Per Hour	Quote	\$151.70	\$166.87
	Connection of Load - Non Urban - Multi-Dwelling - <= 40 units	Per Hour	Quote	\$151.70	\$166.87
	Connection of Load - Non Urban - Multi-Dwelling - > 40 units	Per Hour	Quote	\$151.70	\$166.87
	Connection of Load - Non Urban - Single Residential - Per Hour	Per Hour	Quote	\$151.70	\$166.87
	Asset Relocation - Engineer - Per Hour	Per Hour	Quote	\$151.70	\$166.87
	Asset Relocation - Designer - Per Hour	Per Hour	Quote	\$151.70	\$166.87
	Public Lighting - Engineer - Per Hour	Per Hour	Quote	\$151.70	\$166.87
	Public Lighting - Designer - Per Hour	Per Hour	Quote	\$151.70	\$166.87

Fee Type	Fee Category	Driver	Fee Type	Excluding GST	Including GST
Design Certification Fee	Subdivision - URD - Underground - Number of lots - 1-5	Per Job	Fee	\$303.40	\$333.74
	Subdivision - URD - Underground - Number of lots - 6-10	Per Job	Fee	\$455.10	\$500.61
	Subdivision - URD - Underground - Number of lots - 11-40	Per Job	Fee	\$758.47	\$834.32
	Subdivision - URD - Underground - Number of lots - 41 +	Per Job	Fee	\$910.17	\$1,001.19
	Subdivision - Non Urban - Underground - Number of lots - 1-5	Per Job	Fee	\$151.70	\$166.87
	Subdivision - Non Urban - Underground - Number of lots - 6-10	Per Job	Fee	\$455.10	\$500.61
	Subdivision - Non Urban - Underground - Number of lots - 11-40	Per Job	Fee	\$606.79	\$667.47
	Subdivision - Non Urban - Underground - Number of lots - 41 +	Per Job	Fee	\$606.79	\$667.47
	Subdivision - Non Urban - Overhead - Number of poles - 1-5	Per Job	Fee	\$303.40	\$333.74
	Subdivision - Non Urban - Overhead - Number of poles - 6-10	Per Job	Fee	\$455.10	\$500.61
	Subdivision - Non Urban - Overhead - Number of poles - 11 +	Per Job	Fee	\$758.47	\$834.32
	Subdivision - Industrial / Commercial - Underground - Number of lots - 1-10	Per Job	Fee	\$455.10	\$500.61
	Subdivision - Industrial / Commercial - Underground - Number of lots - 11-40	Per Job	Fee	\$606.79	\$667.47
	Subdivision - Industrial / Commercial - Underground - Number of lots - 41 +	Per Job	Fee	\$910.17	\$1,001.19
	Subdivision - Industrial / Commercial - Overhead - Number of poles - 1-5	Per Job	Fee	\$303.40	\$333.74
	Subdivision - Industrial / Commercial - Overhead - Number of poles - 6-10	Per Job	Fee	\$455.10	\$500.61
	Subdivision - Industrial / Commercial - Overhead - Number of poles - 11 +	Per Job	Fee	\$758.47	\$834.32
	Connection of Load - Industrial / Commercial - <= 200A/Phase (LV)	Per Hour	Quote	\$151.70	\$166.87
	Connection of Load - Industrial / Commercial - <= 700A/Phase (LV)	Per Hour	Quote	\$151.70	\$166.87
	Connection of Load - Industrial / Commercial - > 700A/Phase (LV)	Per Hour	Quote	\$151.70	\$166.87
	Connection of Load - Industrial / Commercial - HV Customer	Per Hour	Quote	\$151.70	\$166.87
	Connection of Load - Industrial / Commercial - Transmission	Per Hour	Quote	\$151.70	\$166.87
	Connection of Load - Multi-Dwelling - <= 5 units	Per Hour	Quote	\$151.70	\$166.87
	Connection of Load - Multi-Dwelling - <= 20 units	Per Hour	Quote	\$151.70	\$166.87
	Connection of Load - Multi-Dwelling - <= 40 units	Per Hour	Quote	\$151.70	\$166.87
	Connection of Load - Multi-Dwelling - > 40 units	Per Hour	Quote	\$151.70	\$166.87
	Connection of Load - Non Urban - Underground - Per Hour	Per Hour	Quote	\$151.70	\$166.87
	Connection of Load - Non Urban - Underground - Number of poles - 1-5	Per Job	Fee	\$303.40	\$333.74
	Connection of Load - Non Urban - Underground - Number of poles - 6-10	Per Job	Fee	\$455.10	\$500.61
	Connection of Load - Non Urban - Underground - Number of poles - 11 +	Per Job	Fee	\$758.47	\$834.32
	Connection of Load - Indoor Substation - Per Hour	Per Hour	Quote	\$151.70	\$166.87
	Asset Relocation - Engineer - Per Hour	Per Hour	Quote	\$151.70	\$166.87
	Asset Relocation - Designer - Per Hour	Per Hour	Quote	\$151.70	\$166.87
	Public Lighting - Engineer - Per Hour	Per Hour	Quote	\$151.70	\$166.87
	Public Lighting - Designer - Per Hour	Per Hour	Quote	\$151.70	\$166.87

Fee Type	Fee Category	Driver	Fee Type	Excluding GST	Including GST
Design Re-certification Fee	Subdivision - Industrial & Commercial - Per Hour	Per Hour	Quote	\$151.70	\$166.87
	Subdivision - Non Urban - Per Hour	Per Hour	Quote	\$151.70	\$166.87
	Subdivision - URD - Per Hour	Per Hour	Quote	\$151.70	\$166.87
	Connection of Load - Industrial & Commercial - Per Hour	Per Hour	Quote	\$151.70	\$166.87
	Connection of Load - Non Urban - Per Hour	Per Hour	Quote	\$151.70	\$166.87
	Connection of Load - URD - Per Hour	Per Hour	Quote	\$151.70	\$166.87
	Other - Asset Relocation - Engineer - Per Hour	Per Hour	Quote	\$151.70	\$166.87
	Other - Asset Relocation - Designer - Per Hour	Per Hour	Quote	\$151.70	\$166.87
	Other - Public Lighting - Engineer - Per Hour	Per Hour	Quote	\$151.70	\$166.87
	Other - Public Lighting - Designer - Per Hour	Per Hour	Quote	\$151.70	\$166.87

Fee Type	Fee Category	Driver	Fee Type	Excluding GST	Including GST
Notification of Arrangement	Subdivision - Industrial & Commercial - Per Request	Per Job	Fee	\$189.21	\$208.13
	Subdivision - Non Urban - Per Request	Per Job	Fee	\$189.21	\$208.13
	Subdivision - URD - Per Request	Per Job	Fee	\$189.21	\$208.13
	Subdivision - Industrial & Commercial - per hour for early notification of arrangement	Per Hour	Quote	\$94.60	\$104.06
	Subdivision - Non Urban - per hour for early notification of arrangement	Per Hour	Quote	\$94.60	\$104.06
	Subdivision - URD - per hour for early notification of arrangement	Per Hour	Quote	\$94.60	\$104.06

Fee Type	Fee Category	Driver	Fee Type	Excluding GST	Including GST
Compliance Certificate	Connection of Load - Industrial & Commercial - Per Request	Per Job	Fee	\$189.21	\$208.13
	Connection of Load - Non Urban - Per Request	Per Job	Fee	\$283.81	\$312.19
	Connection of Load - URD - Per Request	Per Job	Fee	\$189.21	\$208.13
	Connection of Load - Industrial & Commercial - per hour for early compliance certificate	Per Hour	Quote	\$94.60	\$104.06
	Connection of Load - Non Urban - per hour for early compliance certificate	Per Hour	Quote	\$94.60	\$104.06
	Connection of Load - URD - per hour for early compliance certificate	Per Hour	Quote	\$94.60	\$104.06

Fee Type	Fee Category	Driver	Fee Type	Excluding GST	Including GST
Inspection Fee	Subdivision - URD - Underground - Per Lot (1 - 10) - Grade A	Per Job	Fee	\$75.85	\$83.44
	Subdivision - URD - Underground - Per Lot (11 - 50) - Grade A	Per Job	Fee	\$45.50	\$50.05
	Subdivision - URD - Underground - Per Lot (51+) - Grade A	Per Job	Fee	\$15.16	\$16.68
	Subdivision - URD - Underground - Per Lot (1 - 10) - Grade B	Per Job	Fee	\$174.45	\$191.90
	Subdivision - URD - Underground - Per Lot (11 - 50) - Grade B	Per Job	Fee	\$106.19	\$116.81
	Subdivision - URD - Underground - Per Lot (51+) - Grade B	Per Job	Fee	\$60.68	\$66.75
	Subdivision - URD - Underground - Per Lot (1 - 10) - Grade C	Per Job	Fee	\$379.25	\$417.18
	Subdivision - URD - Underground - Per Lot (11 - 50) - Grade C	Per Job	Fee	\$212.37	\$233.61
	Subdivision - URD - Underground - Per Lot (51+) - Grade C	Per Job	Fee	\$98.61	\$108.47
	Subdivision - URD - Underground - Per hour	Per Hour	Quote	\$151.70	\$166.87
	Subdivision - Non Urban - Underground - Per Lot (1 - 10) - Grade A	Per Job	Fee	\$75.85	\$83.44
	Subdivision - Non Urban - Underground - Per Lot (11 - 50) - Grade A	Per Job	Fee	\$45.50	\$50.05
	Subdivision - Non Urban - Underground - Per Lot (51+) - Grade A	Per Job	Fee	\$15.16	\$16.68
	Subdivision - Non Urban - Underground - Per Lot (1 - 10) - Grade B	Per Job	Fee	\$182.04	\$200.24
	Subdivision - Non Urban - Underground - Per Lot (11 - 50) - Grade B	Per Job	Fee	\$98.61	\$108.47
	Subdivision - Non Urban - Underground - Per Lot (51+) - Grade B	Per Job	Fee	\$60.68	\$66.75
	Subdivision - Non Urban - Underground - Per Lot (1 - 10) - Grade C	Per Job	Fee	\$386.83	\$425.51
	Subdivision - Non Urban - Underground - Per Lot (11 - 50) - Grade C	Per Job	Fee	\$227.55	\$250.31
	Subdivision - Non Urban - Underground - Per Lot (51+) - Grade C	Per Job	Fee	\$106.19	\$116.81
	Subdivision - Non Urban - Overhead - Per Pole (1 - 5) - Grade A	Per Job	Fee	\$91.02	\$100.12
	Subdivision - Non Urban - Overhead - Per Pole (6 - 10) - Grade A	Per Job	Fee	\$75.85	\$83.44
	Subdivision - Non Urban - Overhead - Per Pole (11+) - Grade A	Per Job	Fee	\$60.68	\$66.75
	Subdivision - Non Urban - Overhead - Per Pole Sub - Grade A	Per Job	Fee	\$515.77	\$567.35
	Subdivision - Non Urban - Overhead - Per Pole (1 - 5) - Grade B	Per Job	Fee	\$182.04	\$200.24
	Subdivision - Non Urban - Overhead - Per Pole (6 - 10) - Grade B	Per Job	Fee	\$151.70	\$166.87
	Subdivision - Non Urban - Overhead - Per Pole (11+) - Grade B	Per Job	Fee	\$98.61	\$108.47
	Subdivision - Non Urban - Overhead - Per Pole Sub - Grade B	Per Job	Fee	\$1,061.88	\$1,168.07
	Subdivision - Non Urban - Overhead - Per Pole (1 - 5) - Grade C	Per Job	Fee	\$303.40	\$333.74
	Subdivision - Non Urban - Overhead - Per Pole (6 - 10) - Grade C	Per Job	Fee	\$280.64	\$308.70
	Subdivision - Non Urban - Overhead - Per Pole (11+) - Grade C	Per Job	Fee	\$212.37	\$233.61
	Subdivision - Industrial & Commercial - Overhead - Per Pole (1 - 5) - Grade A	Per Job	Fee	\$1,289.44	\$1,418.38
	Subdivision - Industrial & Commercial - Overhead - Per Pole (6 - 10) - Grade A	Per Job	Fee	\$91.02	\$100.12
	Subdivision - Industrial & Commercial - Overhead - Per Pole (11+) - Grade A	Per Job	Fee	\$75.85	\$83.44
	Subdivision - Industrial & Commercial - Overhead - Per Pole (1 - 5) - Grade B	Per Job	Fee	\$60.68	\$66.75
	Subdivision - Industrial & Commercial - Overhead - Per Pole Sub - Grade A	Per Job	Fee	\$530.95	\$584.05
	Subdivision - Industrial & Commercial - Overhead - Per Pole (1 - 5) - Grade B	Per Job	Fee	\$166.86	\$183.55
	Subdivision - Industrial & Commercial - Overhead - Per Pole (6 - 10) - Grade B	Per Job	Fee	\$151.70	\$166.87
	Subdivision - Industrial & Commercial - Overhead - Per Pole (11+) - Grade B	Per Job	Fee	\$106.19	\$116.81
	Subdivision - Industrial & Commercial - Overhead - Per Pole Sub - Grade B	Per Job	Fee	\$1,061.88	\$1,168.07
	Subdivision - Industrial & Commercial - Overhead - Per Pole (1 - 5) - Grade C	Per Job	Fee	\$333.74	\$367.11
	Subdivision - Industrial & Commercial - Overhead - Per Pole (6 - 10) - Grade C	Per Job	Fee	\$301.88	\$332.07
	Subdivision - Industrial & Commercial - Overhead - Per Pole (11+) - Grade C	Per Job	Fee	\$227.55	\$250.31
	Subdivision - Industrial & Commercial - Overhead - Per Pole Sub - Grade C	Per Job	Fee	\$1,334.94	\$1,468.43
	Subdivision - Industrial & Commercial - Underground - Per Lot (1 - 10) - Grade A	Per Job	Fee	\$75.85	\$83.44
	Subdivision - Industrial & Commercial - Underground - Per Lot (11 - 50) - Grade A	Per Job	Fee	\$75.85	\$83.44
	Subdivision - Industrial & Commercial - Underground - Per Lot (51+) - Grade A	Per Job	Fee	\$75.85	\$83.44
	Subdivision - Industrial & Commercial - Underground - Per Lot (1 - 10) - Grade B	Per Job	Fee	\$182.04	\$200.24
	Subdivision - Industrial & Commercial - Underground - Per Lot (11 - 50) - Grade B	Per Job	Fee	\$182.04	\$200.24
	Subdivision - Industrial & Commercial - Underground - Per Lot (51+) - Grade B	Per Job	Fee	\$182.04	\$200.24
	Subdivision - Industrial & Commercial - Underground - Per Lot (1 - 10) - Grade C	Per Job	Fee	\$379.25	\$417.18
	Subdivision - Industrial & Commercial - Underground - Per Lot (11 - 50) - Grade C	Per Job	Fee	\$379.25	\$417.18
	Subdivision - Industrial & Commercial - Underground - Per Lot (51+) - Grade C	Per Job	Fee	\$379.25	\$417.18
	Connection of Load - URD - Underground - Inspector - Per hour	Per Hour	Quote	\$151.70	\$166.87
	Connection of Load - URD - Underground - Engineer - Per hour	Per Hour	Quote	\$151.70	\$166.87
	Connection of Load - Non Urban - Underground - Inspector - Per hour	Per Hour	Quote	\$151.70	\$166.87
	Connection of Load - Non Urban - Underground - Engineer - Per hour	Per Hour	Quote	\$151.70	\$166.87
	Connection of Load - Non Urban - Overhead - Per Pole (1 - 5) - Grade A	Per Job	Fee	\$91.02	\$100.12
	Connection of Load - Non Urban - Overhead - Per Pole (1 - 5) - Grade B	Per Job	Fee	\$182.04	\$200.24
	Connection of Load - Non Urban - Overhead - Per Pole (1 - 5) - Grade C	Per Job	Fee	\$333.74	\$367.11
	Connection of Load - Non Urban - Overhead - Per Pole (6 - 10) - Grade A	Per Job	Fee	\$75.85	\$83.44
	Connection of Load - Non Urban - Overhead - Per Pole (6 - 10) - Grade B	Per Job	Fee	\$151.70	\$166.87
	Connection of Load - Non Urban - Overhead - Per Pole (6 - 10) - Grade C	Per Job	Fee	\$301.88	\$332.07
	Connection of Load - Non Urban - Overhead - Per Pole (11+) - Grade A	Per Job	Fee	\$60.68	\$66.75
	Connection of Load - Non Urban - Overhead - Per Pole (11+) - Grade B	Per Job	Fee	\$106.19	\$116.81
	Connection of Load - Non Urban - Overhead - Per Pole (11+) - Grade C	Per Job	Fee	\$227.55	\$250.31
	Connection of Load - Non Urban - Overhead - Per Pole Sub - Grade A	Per Job	Fee	\$515.77	\$567.35
	Connection of Load - Non Urban - Overhead - Per Pole Sub - Grade B	Per Job	Fee	\$1,061.88	\$1,168.07
	Connection of Load - Non Urban - Overhead - Per Pole Sub - Grade C	Per Job	Fee	\$1,289.44	\$1,418.38
	Connection of Load - Industrial & Commercial - Underground - Inspector - Per hour	Per Hour	Quote	\$151.70	\$166.87
	Connection of Load - Industrial & Commercial - Underground - Engineer - Per hour	Per Hour	Quote	\$151.70	\$166.87
	Connection of Load - Industrial & Commercial - Overhead - Per Pole (1 - 5) - Grade A	Per Job	Fee	\$91.02	\$100.12
	Connection of Load - Industrial & Commercial - Overhead - Per Pole (1 - 5) - Grade B	Per Job	Fee	\$174.45	\$191.90
	Connection of Load - Industrial & Commercial - Overhead - Per Pole (1 - 5) - Grade C	Per Job	Fee	\$333.74	\$367.11
	Connection of Load - Industrial & Commercial - Overhead - Per Pole (6 - 10) - Grade A	Per Job	Fee	\$75.85	\$83.44
	Connection of Load - Industrial & Commercial - Overhead - Per Pole (6 - 10) - Grade B	Per Job	Fee	\$151.70	\$166.87
	Connection of Load - Industrial & Commercial - Overhead - Per Pole (6 - 10) - Grade C	Per Job	Fee	\$301.88	\$332.07
	Connection of Load - Industrial & Commercial - Overhead - Per Pole (11+) - Grade A	Per Job	Fee	\$60.68	\$66.75
	Connection of Load - Industrial & Commercial - Overhead - Per Pole (11+) - Grade B	Per Job	Fee	\$106.19	\$116.81
	Connection of Load - Industrial & Commercial - Overhead - Per Pole (11+) - Grade C	Per Job	Fee	\$227.55	\$250.31
	Connection of Load - Industrial & Commercial - Overhead - Per Pole Sub - Grade A	Per Job	Fee	\$530.95	\$584.05
	Connection of Load - Industrial & Commercial - Overhead - Per Pole Sub - Grade B	Per Job	Fee	\$1,061.88	\$1,168.07
	Connection of Load - Industrial & Commercial - Overhead - Per Pole Sub - Grade C	Per Job	Fee	\$1,334.94	\$1,468.43
	Asset Relocation - Underground - Inspector - Per hour	Per Hour	Quote	\$151.70	\$166.87
	Asset Relocation - Underground - Engineer - Per hour	Per Hour	Quote	\$151.70	\$166.87
	Public Lighting - Underground - Inspector - Per hour	Per Hour	Quote	\$151.70	\$166.87
	Public Lighting - Underground - Engineer - Per hour	Per Hour	Quote	\$151.70	\$166.87

Fee Type	Fee Category	Driver	Fee Type	Excluding GST	Including GST
Inspection of works outside normal working hours	Administration Fee			\$50.57	\$55.63
	Overtime Hours Rate			\$75.86	\$83.45
	Access Permits			\$2,525.79	\$2,778.37

Fee Type	Fee Category	Driver	Fee Type	Excluding GST	Including GST
Reinspection Fee (Level 1 & Level 2 work)	Reinspection Fee (Level 1 & Level 2 work)	Per Hour	Quote	\$151.70	\$166.87

Fee Type	Fee Category	Driver	Fee Type	Excluding GST	Including GST
Inspection of service work (Level 2 work)	Per NSW - A Grade	Per NSW	Fee	\$53.09	\$58.40
	Per NSW - B Grade	Per NSW	Fee	\$91.02	\$100.12
	Per NSW - C Grade	Per NSW	Fee	\$303.40	\$333.74

Fee Type	Fee Category	Driver	Fee Type	Excluding GST	Including GST
Provision of Access Fee (Standby)	Normal Time - 1 x Visit - Open / Close - 1 hour - Per Job	Per Job	Fee	\$151.97	\$167.17
	Normal Time - 1 x Visit - Open / Isolate & CSO to close - 1 hour - Per Job	Per Job	Fee	\$314.16	\$345.58
	Normal Time - 2 x Visit - Open / Close & no isolation - 2 hours - Per Job	Per Job	Fee	\$303.93	\$334.32
	Normal Time - 2 x Visit - Open / Isolate / Close - 2 hours - Per Job	Per Job	Fee	\$628.32	\$691.15
	Overtime - 1 x Visit - Open / Close - 1 hour - Per Job	Per Job	Fee	\$265.93	\$292.52
	Overtime - 1 x Visit - Open / Isolate & CSO to close - 1 hour - Per Job	Per Job	Fee	\$549.76	\$604.76
	Overtime - 2 x Visit - Open / Close & no isolation - 2 hours - Per Job	Per Job	Fee	\$531.87	\$585.06
	Overtime - 2 x Visit - Open / Isolate / Close - 2 hours - Per Job	Per Job	Fee	\$1,099.56	\$1,209.52

Fee Type	Fee Category	Driver	Fee Type	Excluding GST	Including GST
Access Permits	Subdivision - URD - Per Lot	Per Lot	Fee	\$58.33	\$64.16
	All Other - Industrial & Commercial	Per AA or ATW	Fee	\$2,525.79	\$2,778.37
	All Other - Non Urban	Per AA or ATW	Fee	\$2,525.79	\$2,778.37
	All Other - URD	Per AA or ATW	Fee	\$2,525.79	\$2,778.37
	All Other - Asset Relocation	Per AA or ATW	Fee	\$2,525.79	\$2,778.37
	All Other - Public Lighting	Per AA or ATW	Fee	\$2,525.79	\$2,778.37

Fee Type	Fee Category	Driver	Fee Type	Excluding GST	Including GST
Substation Commissioning Fee	Subdivision - URD - Per Lot	Per Lot	Fee	\$61.11	\$67.22
	All Other - Industrial & Commercial - Per Substation	Per Substation	Fee	\$1,772.23	\$1,949.45
	All Other - Non Urban - Per Substation	Per Substation	Fee	\$1,772.23	\$1,949.45
	All Other - URD - Per Substation	Per Substation	Fee	\$1,772.23	\$1,949.45
	All Other - Asset Relocation - Per Substation	Per Substation	Fee	\$1,772.23	\$1,949.45
	All Other - Public Lighting - Per Substation	Per Substation	Fee	\$1,772.23	\$1,949.45

Fee Type	Fee Category	Driver	Fee Type	Excluding GST	Including GST
Excluded Distribution Services	<b>Cost of excluded distribution services for interruption avoidance measures for contestable work, planned electricity supply interruptions</b>				
	Install & remove HV live line links - One set	Per Job	Fee	\$4,390.14	\$4,829.15
	Install & remove HV live line links - Each additional set	Per Job	Fee	\$2,809.52	\$3,090.47
	Break & remake HV bonds - One set	Per Job	Fee	\$3,404.15	\$3,744.57
	Break & remake HV bonds - Each additional set	Per Job	Fee	\$1,882.06	\$2,070.27
	Break & remake LV bonds - One set	Per Job	Fee	\$2,104.29	\$2,314.72
	Break & remake LV bonds - Each additional set	Per Job	Fee	\$989.80	\$1,088.78
	Install & remove LV live line links - One set	Per Job	Fee	\$2,077.42	\$2,285.16
	Install & remove LV live line links - Each additional set	Per Job	Fee	\$862.93	\$1,059.22
	Connect & disconnect generator to LV OH mains - One generator	Per Job	Fee	\$2,026.26	\$2,228.89
	Connect & disconnect generator to LV OH mains - Each additional generator	Per Job	Fee	\$911.77	\$1,002.95
	Connect & disconnect generator to a padmount / indoor substation - One generator	Per Job	Fee	\$2,026.26	\$2,228.89
	Connect & disconnect generator to a padmount / indoor substation - Each additional gen	Per Job	Fee	\$911.77	\$1,002.95
	<b>Cost of excluded distribution services to terminate cable at zone substations and first joint out from the zone substation</b>				
	Zone substation access and supervision for installation of cable(s) for one feeder	Per Job	Fee	\$3,252.19	\$3,577.41
	Protection setting	Per Job	Fee	\$4,232.67	\$4,655.94
	Testline cable prior to commissioning	Per Job	Fee	\$4,804.88	\$5,285.37
	11kV Zone substation circuit breaker cable termination	Per Job	Fee	\$3,817.54	\$4,199.29
	22kV Zone substation circuit breaker cable termination	Per Job	Fee	\$3,950.08	\$4,345.08
	11kV Padmount/Indoor substation cable termination	Per Job	Fee	\$4,118.84	\$4,530.72
	22kV Padmount/Indoor substation cable termination	Per Job	Fee	\$4,943.48	\$5,437.83
	11kV Pole top termination (UGOH) and bonding to OH	Per Job	Fee	\$4,834.90	\$5,318.39
	22kV Pole top termination (UGOH) and bonding to OH	Per Job	Fee	\$5,385.94	\$5,924.53
	11kV Straight through joint	Per Job	Fee	\$4,058.41	\$4,464.25
	22kV Straight through joint	Per Job	Fee	\$4,226.58	\$4,649.24
	<b>Traffic Control</b>				
	Traffic Management to install & remove, break & remake, connect & disconnect excluded distribution services	Per Job	Fee	\$3,963.55	\$4,359.91
Traffic Management to test, terminate and joint excluded distribution services	Per Job	Fee	\$3,633.72	\$3,997.09	

Fee Type	Fee Category	Driver	Fee Type	Excluding GST	Including GST
Authorisation	Authorisation - Renewal	Per Authorisation	Fee	\$399.55	\$439.51
	Authorisation - New	Per Authorisation	Fee	\$445.14	\$489.65

Fee Type	Fee Category	Driver	Fee Type	Excluding GST	Including GST
Site Establishment Fee	Site Establishment	Per NMI	Fee	\$38.11	\$41.92
Conveyancing Information	Supply of conveyancing information	Per Inquiry	Fee	\$62.96	\$62.96
Planning Studies	Carrying out planning studies and analysis relating to distribution (including sub transmission and dual function assets) connection applications - (Simple Jobs)	Per Hour	Quote	\$188.57	\$207.43
	Carrying out planning studies and analysis relating to distribution (including sub transmission and dual function assets) connection applications - (Complex Jobs)	Per Hour	Quote	\$224.09	\$246.50
Connection Offer Service	Connection Offer Service (Basic)	Per Job	Fee	\$25.29	\$27.82
	Connection Offer Service (Standard)	Per Job	Fee	\$243.30	\$267.63
Customer Interface co-ordination	Customer Interface co-ordination for contestable works	Per Hour	Quote	\$188.57	\$207.43
Investigation, review & implementation of	Investigation, review & implementation of remedial actions associated with ASP's connection work	Per Hour	Quote	\$151.70	\$166.87
Preliminary Enquiry Service	Preliminary Enquiry Service (Simple Jobs)	Per Hour	Quote	\$94.60	\$104.06
	Preliminary Enquiry Service (Complex Jobs)	Per Hour	Quote	\$224.09	\$246.50
Services involved in obtaining deeds of agreement	Services involved in obtaining deeds of agreement in relation to property rights associated with contestable connections work	Per Hour	Quote	\$151.70	\$166.87
Off Peak Conversions	Off Peak Conversions	Per Job	Fee	\$118.44	\$130.28
Clearance to Work	Clearance to Work	Per Job	Fee	\$2,104.81	\$2,315.29
Rectification Works	Fitting of Tiger Tails (Labour)	Per Hour	Quote	\$142.13	\$156.34
	Fitting of Tiger Tails (Material) - Weekly Hire	Per Tiger Tail	Quote	\$5.14	\$5.65
	High Load Escorts - Per Hour	Per Hour	Quote	\$142.13	\$156.34
	Rectification of illegal connections	Per Job	Fee	\$568.50	\$625.35
	Provision of service crew / additional crew (Additional person per crew)	Per Hour	Quote	\$142.13	\$156.34
Meter Test Fee	Meter Test Fee - Per Request	Per Job	Fee	\$426.37	\$469.01
Reconnections / Disconnections	Disconnections (Meter Box) - Includes Reconnection	Per Disco	Fee	\$176.00	\$193.60
	Disconnections (Meter Load Tail) - Includes Reconnection	Per Disco	Fee	\$288.62	\$326.48
	Reconnections / Disconnections (Site Visit)	Per Visit	Fee	\$58.45	\$64.30
	Reconnections outside normal business hours	Per Reco	Fee	\$66.00	\$72.60
	Disconnections (Pole Top / Pillar Box) - Includes Reconnection	Per Disco	Fee	\$443.97	\$488.37
	Disconnections at Pole Top / Pillar Box - Site Visit	Per Visit	Fee	\$202.62	\$222.88
Special Meter Reads	Special Meter Reads	Per Job	Fee	\$35.53	\$39.08
Move In / Move Out Meter Reads	Move In / Move Out Meter Reads	Per Job	Fee	\$35.53	\$39.08
Recovery of debt collection costs	Recovery of debt collection costs - dishonoured transactions	Per Job	Fee	\$17.02	\$18.72
Type 5-7 Non Standard Meter data Services	Type 5-7 Non Standard Meter data Services	Per Job	Fee	\$16.86	\$18.55
Franchise CT Meter Install	Franchise CT Meter Install	Per Job	Fee	\$531.87	\$585.06
ROLR	Services provided in relation to a Retailer of Last Resort (ROLR) event	Per Job	Quote	Quote Basis	Quote Basis

Maximum hourly labour rates (including on-costs and overhead) for quoted services

Classification	Maximum labour rate - includes on-cost and overhead		Excluding GST	Including GST
	Per Hour	Quote		
Admin			\$94.60	\$104.06
Technical specialist	Per Hour	Quote	\$151.70	\$166.87
EO 7/Engineer	Per Hour	Quote	\$188.57	\$207.43
Field worker R4	Per Hour	Quote	\$142.13	\$156.34
Senior Engineer	Per Hour	Quote	\$224.09	\$246.50

2016-17 Metering Services Price Listing

Annual Metering Charges

Tariff class	Costs	2016-17 (ex GST)	2016-17 (inc GST)
Residential anytime	Non-capital	13.86	15.24
	Capital	1.51	1.66
Residential TOU - Type 6 meter	Non-capital	30.22	33.25
	Capital	1.51	1.66
Residential TOU - Type 5 meter	Non-capital	126.74	139.42
	Capital	1.51	1.66
Small business anytime	Non-capital	21.01	23.11
	Capital	1.51	1.66
Small business TOU - Type 6 meter	Non-capital	51.66	56.82
	Capital	1.51	1.66
Small business TOU - Type 5 meter	Non-capital	148.17	162.98
	Capital	1.51	1.66
Controlled load	Non-capital	3.53	3.88
	Capital	1.51	1.66
Solar	Non-capital	3.53	3.88
	Capital	1.51	1.66

Upfront Capital Charge

		Interval (3G modem) 2016-17 ex GST	Interval (3G modem) 2016-17 inc GST	Interval (without 3G modem) 2016-17 ex GST	Interval (without 3G modem) 2016-17 inc GST	Accumulation 2016-17 ex GST	Accumulation 2016-17 inc GST
Whole current single element meter	Single phase	669.38	736.32	88.70	97.57	42.25	46.47
	Single phase import/export	669.38	736.32	88.70	97.57	88.70	97.57
	Poly phase	476.42	524.06	273.98	301.38	113.84	125.22
	Poly phase import/export	476.42	524.06	273.98	301.38	115.61	127.17
Current transformer meter	Single phase	N/A	N/A	N/A	N/A	N/A	N/A
	Single phase import/export	N/A	N/A	N/A	N/A	N/A	N/A
	Poly phase	576.56	634.21	374.12	411.53	374.12	411.53
	Poly phase import/export	576.56	634.21	374.12	411.53	374.12	411.53
Whole current dual element meter	Single phase	763.03	839.34	182.36	200.59	182.36	200.59
	Single phase import/export	763.03	839.34	182.36	200.59	182.36	200.59
	Poly phase	N/A	N/A	N/A	N/A	N/A	N/A
	Poly phase import/export	N/A	N/A	N/A	N/A	N/A	N/A



2016-17 Public Lighting Price Listing

Public Lighting Prices (Class 1 & 2)

	Tariff Class 1 (ex GST) 2016-17	Tariff Class 1 (inc GST) 2016-17	Tariff Class 2 (ex GST) 2016-17	Tariff Class 2 (inc GST) 2016-17
1 x 20 W Fluorescent	50.93	56.02	50.32	55.35
2 x 20 W Fluorescent	53.51	58.86	53.29	58.62
4 x 20 W Fluorescent	59.26	65.19	59.26	65.19
2 x 14 W Fluorescent	48.98	53.88	48.93	53.82
2 x 24 W Fluorescent	50.32	55.35	50.32	55.35
1 x 40 W Fluorescent	49.00	53.90	48.94	53.83
2 x 40 W Fluorescent	50.54	55.60	50.54	55.60
1 x 42 W Fluorescent	48.94	53.83	48.94	53.83
50W Mercury	57.32	63.05	48.02	52.83
80W Mercury	50.96	56.05	48.53	53.39
125W Mercury	48.84	53.72	48.53	53.39
250W Mercury	52.99	58.29	48.53	53.39
2 x 250W Mercury	49.72	54.69	49.72	54.69
400 W Mercury	53.69	59.06	48.53	53.39
50W Sodium	49.53	54.48	49.53	54.48
70W Sodium	49.53	54.48	49.53	54.48
90W Sodium	50.27	55.29	50.27	55.29
100W Sodium	77.62	85.39	50.27	55.29
120W Sodium	180.04	198.04	49.34	54.28
150W Sodium	55.78	61.36	49.34	54.28
250W Sodium	55.68	61.25	49.59	54.55
2 x 250W Sodium	51.85	57.04	51.85	57.04
310W Sodium	49.59	54.55	49.59	54.55
400 W Sodium	51.79	56.97	49.83	54.81
2 x 400 W Sodium	63.33	69.67	52.33	57.56
4 x 600W Sodium	57.32	63.05	57.32	63.05
60 W Incandescent	47.33	52.07	47.33	52.07
100 W Incandescent	47.33	52.07	47.33	52.07
500 W Incandescent	47.35	52.09	47.33	52.07
100 W Metal Halide	58.11	63.93	57.15	62.87
150 W Metal Halide	66.53	73.18	64.10	70.51
250 W Metal Halide	58.65	64.52	52.84	58.12
2 x 250 W Metal Halide	74.26	81.69	58.33	64.16
400 W Metal Halide	50.18	55.19	49.83	54.81
2 x 400 W Metal Halide	73.35	80.69	52.33	57.56
1000 W Metal Halide	49.52	54.47	49.83	54.81
600 W Sodium	72.46	79.70	49.83	54.81
Pole mounting bracket minor (<=3m)	13.00	14.30	11.84	13.02
Pole mounting bracket major (>3m)	17.88	19.66	11.84	13.02
Outreach Minor (<=2m)	14.86	16.35	11.84	13.02
Outreach Major (>2m)	14.07	15.48	11.84	13.02
Minor Column (<=9)	45.62	50.18	12.41	13.66
Major Column (>=9)	94.94	104.44	12.41	13.66

**Public Lighting Prices (Class 3 & 4)**

	Tariff Class 3 (ex GST) 2016-17	Tariff Class 3 (inc GST) 2016-17	Tariff Class 4 (ex GST) 2016-17	Tariff Class 4 (inc GST) 2016-17
2x14W Energy Efficient Fluro - STD	99.74	109.72	61.81	67.99
2x24W Energy Efficient Fluro - STD	103.99	114.39	63.77	70.15
1x42W Compact Fluorescent - STD	93.64	103.01	60.99	67.09
50W Mercury - STANDARD	88.50	97.35	59.37	65.31
80W Mercury - STANDARD	85.77	94.34	59.50	65.44
70W Sodium - STANDARD	91.59	100.75	61.27	67.40
100W Sodium - STANDARD	97.73	107.51	62.85	69.14
100W Metal Halide - STANDARD	107.20	117.93	70.91	78.01
25W LED (StreetLED25)	123.25	135.58	61.23	67.35
22W LED (StreetLED18)	123.25	135.58	61.23	67.35
Suburban 70W HPS c/w D2 PECB - STD	85.10	93.61	58.24	64.06
150W Sodium - STANDARD	99.70	109.67	62.22	68.44
150W Metal Halide - STANDARD	101.30	111.43	60.47	66.52
250W Sodium - STANDARD	100.63	110.69	62.59	68.85
250W Metal Halide - STANDARD	105.00	115.50	66.38	73.02
400W Sodium - STANDARD	104.24	114.66	63.32	69.65
80W Mercury - AEROSCREEN	90.71	99.78	60.18	66.19
Urban A/Screen 42W CFL c/w D2 PECB	101.70	111.87	62.09	68.30
150W Sodium - AEROSCREEN	102.84	113.12	62.65	68.92
150W Metal Halide - AEROSCREEN	123.54	135.89	80.00	88.00
250W Sodium (w/o PECB) - AEROSCREEN	103.12	113.44	62.94	69.23
250W Metal Halide - AEROSCREEN	107.50	118.25	66.72	73.39
400W Sodium - AEROSCREEN	106.98	117.68	63.70	70.07
400W Metal Halide - AEROSCREEN	111.00	122.10	67.20	73.92
Roadster A/Screen 100W HPS c/w PECB	100.36	110.40	63.22	69.54
80W Mercury - POST TOP	97.15	106.86	61.07	67.18
B2001 42WCFL c/w D2 PECB green - PT	120.81	132.89	63.16	69.48
250W Sodium - FLOODLIGHT	120.09	132.09	65.27	71.80
250W Metal Halide - FLOODLIGHT	124.46	136.91	69.06	75.96
400W Sodium - FLOODLIGHT	122.67	134.94	65.87	72.46
400W Metal Halide - FLOODLIGHT	126.69	139.36	69.37	76.31
150W Sodium - FLOODLIGHT	119.22	131.15	64.91	71.40
150W Metal Halide - FLOODLIGHT	139.92	153.91	82.26	90.49
Bracket - Minor <=3m	21.16	23.28	14.91	16.40
Bracket - Major >3m	59.79	65.77	22.13	24.34
Outreach - Minor <=2m	22.87	25.16	15.24	16.76
Outreach - Major >2m	34.87	38.36	17.47	19.22
Pole (Wood) - Minor - DEDICATED SL <=11m	81.32	89.45	26.69	29.36
Pole (Wood) - Major - DEDICATED SL >11m	144.51	158.96	38.47	42.32
Column (Steel) - Minor <=9m	237.36	261.10	27.18	29.90
Column (Steel) - Major >9m	482.56	530.81	38.62	42.49


## Schedule 2

### Matters in the 2015 Determination that Endeavour Energy will comply with

---

Endeavour Energy will comply with the 2015 Determination in relation to the following constituent decisions:

1. Efficiency Benefit Sharing Scheme as set out in Attachment 9;
2. Capital Expenditure Sharing Scheme as set out in Attachment 10;
3. Service Target Performance Incentive Scheme as set out in Attachment 11;
4. Demand Management Incentive Scheme as set out in Attachment 12;
5. Classification of services as set out in Attachment 13;
6. Endeavour Energy's procedure for Assigning Retail Customers to Tariff Classes as set out in Attachment 14;
7. Additional Pass Through Events as set out in Attachment 15;
8. Form of Control for Alternative Control Services as set out in Attachment 16;
9. Endeavour Energy's Negotiating Framework and Negotiated Distribution Services Criteria as set out in Attachment 17; and
10. Endeavour Energy's Connection Policy as set out in Attachment 18.





**Executed as an undertaking**

---


**Endeavour Energy**

Executed by  
**Endeavour Energy (ABN 59 253 130 878),**  
a New South Wales State Owned Corporation  
incorporated under the *Energy Services*  
*Corporations Act 1995 (NSW)*, by its  
authorised officer

sign here ▶		
	Authorised officer	Witness
print name	<u>ROD HOWARD</u>	<u>MIRIAM STARZHA</u>
print title	<u>A/Chief Executive Officer</u>	<u>E.A. to CEO</u>
date	<u>10 MAY 2016</u>	<u>10/5/2016</u>

**Australian Energy Regulator**

Executed by  
the **Australian Energy Regulator**  
pursuant to section 59A of the  
*National Electricity Law*  
by

sign here ▶	
	on behalf of the Australian Energy Regulator
print name	<u>Paula Conway</u>
date	<u>16 May 16</u>

---